


COMMERCIAL Import/Export CONTAINERISED Goods excl. OVERSTOWS in TEUs

				July 2010										
				Import					Export					
				20ft		40ft		Total	20ft		40ft		Total	
				Dry	Reefer	Dry	Reefer		Dry	Reefer	Dry	Reefer		
Port Adelaide	AFRICA - SOUTH & EAST COAST	Mauritius	Cereal preparations- n.e.s. ***	0	0	0	0	0	1	0	0	0	1	
			Chemical products n.e.s.	28	0	0	0	28	0	0	0	0	0	0
			Consignments not classified by commodity	57	0	50	0	107	0	0	4	0	0	4
			Malt	0	0	0	0	0	18	0	0	0	0	18
		South Africa	Chemical products n.e.s.	0	0	0	0	0	5	0	0	0	0	5
			Consignments not classified by commodity	0	0	0	0	0	47	0	4	0	0	51
			Copper- worked	0	0	0	0	0	2	0	0	0	0	2
			Food preparations- n.e.s. ***	0	0	0	0	0	2	1	0	0	0	3
			Lead- unwrought (i.e. bullion- ingots- pig lead etc)	0	0	0	0	0	40	0	0	0	0	40
			Machinery- unspecified	0	0	0	0	0	2	0	0	0	0	2
	Meat - fresh- frozen or chilled- n.e.s.		0	0	0	0	0	0	0	0	0	16	16	
	Poultry meat and offal		0	0	0	0	0	0	4	0	0	8	12	
	AFRICA - WEST COAST		Ghana	Meat - fresh- frozen or chilled- n.e.s.	0	0	0	0	0	0	0	0	0	6
		Nigeria		Consignments not classified by commodity	0	0	0	0	0	2	0	0	0	0
		Motor vehicles- assembled or unassembled	0	0	0	0	0	1	0	0	0	0	1	
	CENTRAL AMERICA	Costa Rica	Consignments not classified by commodity	0	0	0	0	0	0	0	4	0	0	4
			Machinery- unspecified	0	0	0	0	0	0	0	14	0	0	14
		Mexico	Consignments not classified by commodity	0	0	10	0	10	0	0	0	0	0	0
			Meat - fresh- frozen or chilled- n.e.s.	0	0	0	0	0	0	0	0	0	2	2
	EAST ASIA	China	Chemical products n.e.s.	0	0	0	0	0	1	0	0	0	0	1
			Consignments not classified by commodity	16	0	10	0	26	32	0	26	0	0	58
			Food preparations- n.e.s. ***	0	0	0	0	0	1	0	0	0	0	1
			Hay- chaff and fodder - other	0	0	0	0	0	0	0	82	0	0	82
			Hides and skins (except furskins)- n.e.s	0	0	0	0	0	15	0	0	0	0	15
			Iron and steel waste and scrap	0	0	0	0	0	8	0	0	0	0	8
			Lead- unwrought (i.e. bullion- ingots- pig lead etc)	0	0	0	0	0	125	0	0	0	0	125
			Machinery- unspecified	0	0	0	0	0	8	0	32	0	0	40
Meat - fresh- frozen or chilled- n.e.s.			0	0	0	0	0	0	7	0	42	0	49	
Paper - waste			0	0	0	0	0	0	0	494	0	0	494	
Plastics unspecified			0	0	0	0	0	0	0	4	0	0	4	
Sheep and lambskins - without wool			0	0	0	0	0	5	0	0	0	0	5	
Vegetables- roots- tubers and legumes- n.e.s ***			0	0	0	0	0	30	0	0	0	0	30	
Waste and scrap of non-ferrous metals- n.e.s. ***	0	0	0	0	0	9	0	4	0	0	13			
Wine and vermouth	0	0	0	0	0	34	1	10	0	0	45			

			July 2010										
			Import					Export					
			20ft		40ft		Total	20ft		40ft		Total	
			Dry	Reefer	Dry	Reefer		Dry	Reefer	Dry	Reefer		
	Hong Kong	Wool- greasy	0	0	0	0	0	3	0	20	0	23	
		Citrus fruit - other	0	0	0	0	0	0	0	0	138	138	
		Consignments not classified by commodity	0	0	2	0	2	5	0	26	0	31	
		Copper- worked	0	0	0	0	0	1	0	0	0	1	
		Hides and skins (except furskins)- n.e.s	0	0	0	0	0	1	0	0	0	1	
		Iron and steel waste and scrap	0	0	0	0	0	1	0	4	0	5	
		Lead- unwrought (i.e. bullion- ingots- pig lead etc)	0	0	0	0	0	1	0	0	0	1	
		Meat - fresh- frozen or chilled- n.e.s.	0	0	0	0	0	0	1	0	18	19	
		Personal effects (other than motor vehicles)	0	0	0	0	0	1	0	0	0	1	
		Plastics unspecified	0	0	0	0	0	1	0	20	0	21	
		Potatoes	0	0	0	0	0	0	2	0	4	6	
		Poultry meat and offal	0	0	0	0	0	0	5	0	10	15	
		Wine and vermouth	0	0	0	0	0	7	0	6	0	13	
	Philippines	Cereal preparations- n.e.s. ***	0	0	0	0	0	2	0	0	0	2	
		Consignments not classified by commodity	0	0	0	0	0	18	0	14	0	32	
		Meat - fresh- frozen or chilled- n.e.s.	0	0	0	0	0	0	0	0	6	6	
		Paper - waste	0	0	0	0	0	0	0	6	0	6	
		Personal effects (other than motor vehicles)	0	0	0	0	0	1	0	4	0	5	
		Potatoes	0	0	0	0	0	0	0	0	6	6	
		Wine and vermouth	0	0	0	0	0	3	0	2	0	5	
	Taiwan, Province of China	Consignments not classified by commodity	0	0	0	0	0	8	0	0	0	8	
		Hay- chaff and fodder - other	0	0	0	0	0	0	0	36	0	36	
		Lead- unwrought (i.e. bullion- ingots- pig lead etc)	0	0	0	0	0	4	0	0	0	4	
		Meat - fresh- frozen or chilled- n.e.s.	0	0	0	0	0	0	4	0	2	6	
		Potatoes	0	0	0	0	0	0	0	0	4	4	
		Salt- common	0	0	0	0	0	3	0	0	0	3	
		Waste and scrap of non-ferrous metals- n.e.s. ***	0	0	0	0	0	14	0	0	0	14	
	Wine and vermouth	0	0	0	0	0	3	1	0	0	4		
	EASTERN EUROPE	Estonia	Wine and vermouth	0	0	0	0	0	1	0	0	0	1
		Latvia	Wine and vermouth	0	0	0	0	0	2	0	0	0	2
Poland		Lead- unwrought (i.e. bullion- ingots- pig lead etc)	0	0	0	0	0	1	0	0	0	1	
		Wine and vermouth	0	0	0	0	0	5	0	0	0	5	
Romania		Wine and vermouth	0	0	0	0	0	1	0	0	0	1	
MEDITERRANEAN	Algeria	Cereal preparations- n.e.s. ***	0	0	0	0	0	5	0	0	0	5	
	Cyprus	Chemical products n.e.s.	0	0	0	0	0	0	2	0	0	2	
	Egypt	Cereal preparations- n.e.s. ***	0	0	0	0	0	25	0	0	0	25	
		Consignments not classified by commodity	30	0	26	0	56	0	0	0	0	0	
		Copper- worked	0	0	0	0	0	57	0	0	0	57	
Lead- unwrought (i.e. bullion- ingots- pig lead etc)	0	0	0	0	0	5	0	0	0	5			




		July 2010										
		Import					Export					
		20ft		40ft		Total	20ft		40ft		Total	
		Dry	Reefer	Dry	Reefer		Dry	Reefer	Dry	Reefer		
		Seeds (of a kind used for sowing)	0	0	0	0	0	2	0	0	0	2
		Wheat	0	0	0	0	0	15	0	0	0	15
		Wine and vermouth	0	0	0	0	0	4	0	0	0	4
		Zinc- unwrought	0	0	0	0	0	2	0	0	0	2
	Greece	Sheep and lambskins - without wool	0	0	0	0	0	1	0	0	0	1
	Italy	Chemical products n.e.s.	1	0	2	0	3	0	0	0	0	0
		Consignments not classified by commodity	100	3	144	2	249	13	0	0	0	13
		Food preparations- n.e.s. ***	0	2	0	0	2	3	0	0	0	3
		Hides and skins (except furskins)- n.e.s	0	0	0	0	0	1	0	0	0	1
		Oranges	0	0	0	0	0	0	0	0	2	2
		Personal effects (other than motor vehicles)	0	0	0	0	0	1	0	2	0	3
		Wool- greasy	0	0	0	0	0	1	0	2	0	3
	Malta	Consignments not classified by commodity	8	0	2	0	10	0	0	0	0	0
		Food preparations- n.e.s. ***	0	1	0	0	1	0	0	0	0	0
		Iron or steel basic products- n.e.s. ***	0	0	0	0	0	4	0	0	0	4
		Personal effects (other than motor vehicles)	0	0	0	0	0	0	0	2	0	2
	Morocco	Consignments not classified by commodity	0	0	0	0	0	1	0	0	0	1
		Meat - fresh- frozen or chilled- n.e.s.	0	0	0	0	0	0	0	0	4	4
	Spain	Chemical products n.e.s.	1	0	0	0	1	0	0	0	0	0
		Consignments not classified by commodity	12	0	6	0	18	3	0	2	0	5
		Nuts- edible	0	0	0	0	0	0	0	4	0	4
		Vegetables- roots- tubers and legumes- n.e.s ***	0	0	0	0	0	1	0	0	0	1
		Wine and vermouth	0	0	0	0	0	1	0	2	0	3
	Switzerland	Food preparations- n.e.s. ***	0	0	0	0	0	2	0	0	0	2
	Turkey	Chemical products n.e.s.	0	0	0	0	0	1	0	0	0	1
		Consignments not classified by commodity	0	0	0	0	0	2	0	6	0	8
		Copper- worked	0	0	0	0	0	1	0	0	0	1
		Food preparations- n.e.s. ***	0	0	0	0	0	3	0	0	0	3
		Wool- greasy	0	0	0	0	0	0	0	10	0	10
NEW ZEALAND	New Zealand	Ale- beer- stout and alcoholic cider	0	0	0	0	0	1	0	0	0	1
		Aluminium scrap	0	0	0	0	0	1	0	2	0	3
		Bricks- tiles- pipes etc	0	0	0	0	0	21	0	0	0	21
		Butter	0	6	0	8	14	0	0	0	0	0
		Cereal preparations- n.e.s. ***	0	0	0	0	0	65	0	0	0	65
		Chemical products n.e.s.	18	0	0	0	18	8	0	0	0	8
		Citrus fruit - other	0	0	0	0	0	0	2	0	0	2
		Consignments not classified by commodity	46	0	84	0	130	30	0	108	4	142
		Copper- worked	0	0	0	0	0	1	0	0	0	1
		Fish - frozen	0	0	0	0	0	0	9	0	0	9

			July 2010										
			Import				Export						
			20ft		40ft		Total	20ft		40ft		Total	
			Dry	Reefer	Dry	Reefer		Dry	Reefer	Dry	Reefer		
			Food preparations- n.e.s. ***	0	0	0	8	8	4	0	0	0	4
			Iron or steel basic products- n.e.s. ***	0	0	0	0	0	2	0	0	0	2
			Machinery- unspecified	0	0	0	0	0	1	0	0	0	1
			Meat - fresh- frozen or chilled- n.e.s.	0	0	0	0	0	0	4	0	0	4
			Miscellaneous manufactured articles- n.e.s.	0	0	0	0	0	1	0	0	0	1
			Motor vehicle parts n.e.s.- and accessories	0	0	0	0	0	0	0	6	0	6
			Paper - waste	0	0	0	0	0	0	0	10	0	10
			Vegetables- roots- tubers and legumes- n.e.s ***	0	0	0	0	0	35	0	0	0	35
			Wine and vermouth	0	0	0	0	0	81	0	0	0	81
NORTH AMERICA	United States		Consignments not classified by commodity	0	0	0	0	0	1	0	0	0	1
			Wine and vermouth	0	0	0	0	0	2	0	0	0	2
NORTH AMERICA -EAST COAST	Canada		Chemical products n.e.s.	0	0	0	0	0	4	0	0	0	4
			Consignments not classified by commodity	0	0	0	0	0	1	0	0	0	1
			Meat - fresh- frozen or chilled- n.e.s.	0	0	0	0	0	0	0	0	4	4
			Vegetables- roots- tubers and legumes- n.e.s ***	0	0	0	0	0	4	0	0	0	4
			Waste and scrap of non-ferrous metals- n.e.s. ***	0	0	0	0	0	1	0	0	0	1
			Wine and vermouth	0	0	0	0	0	28	0	68	0	96
	United States		Chemical products n.e.s.	0	0	0	0	0	2	0	0	0	2
			Consignments not classified by commodity	0	0	0	0	0	2	0	0	0	2
			Inorganic chemicals- n.e.s. ***	0	0	0	0	0	0	0	8	0	8
			Lead- unwrought (i.e. bullion- ingots- pig lead etc)	0	0	0	0	0	2	0	0	0	2
			Meat - fresh- frozen or chilled- n.e.s.	0	0	0	0	0	0	0	0	12	12
			Personal effects (other than motor vehicles)	0	0	0	0	0	3	0	6	0	9
			Wine and vermouth	0	0	0	0	0	36	1	36	4	77
NORTH AMERICA -WEST COAST	Canada		Chemical products n.e.s.	2	0	0	0	2	0	0	0	0	0
			Citrus fruit - other	0	0	0	0	0	0	0	0	2	2
			Consignments not classified by commodity	0	0	6	0	6	2	1	0	0	3
			Oranges	0	0	0	0	0	0	0	0	2	2
			Personal effects (other than motor vehicles)	0	0	0	0	0	1	0	0	0	1
			Vegetables- roots- tubers and legumes- n.e.s ***	0	0	0	0	0	25	0	0	0	25
			Wine and vermouth	0	0	0	0	0	49	0	96	0	145
	United States		Butter	0	0	0	6	6	0	0	0	0	0
			Chemical products n.e.s.	6	0	0	0	6	18	0	2	0	20
			Consignments not classified by commodity	43	0	104	0	147	6	0	28	0	34
			Fruit and vegetable juices	0	0	0	0	0	3	0	0	0	3
			Iron or steel basic products- n.e.s. ***	0	0	0	0	0	5	0	0	0	5
			Lamb- cut meat	0	0	0	0	0	0	1	0	0	1
			Machinery- unspecified	0	0	0	0	0	8	0	0	0	8
			Meat - fresh- frozen or chilled- n.e.s.	0	0	0	0	0	0	2	0	10	12


			July 2010										
			Import				Export						
			20ft		40ft		Total	20ft		40ft		Total	
			Dry	Reefer	Dry	Reefer		Dry	Reefer	Dry	Reefer		
NORTH ASIA		Motor vehicle parts n.e.s.- and accessories	0	0	0	0	0	1	0	8	0	9	
		Seeds (of a kind used for sowing)	0	0	0	0	0	9	0	0	0	9	
		Vegetables- roots- tubers and legumes- n.e.s ***	0	0	0	0	0	88	0	0	0	88	
		Wine and vermouth	0	0	0	0	0	42	1	0	0	43	
		Zinc- unwrought	0	0	0	0	0	1	0	0	0	1	
	Japan	Ale- beer- stout and alcoholic cider	0	0	0	0	0	25	0	0	0	25	
		Cereal preparations- n.e.s. ***	0	0	0	0	0	41	0	0	0	41	
		Cheese	0	0	0	0	0	0	1	0	0	1	
		Citrus fruit - other	0	0	0	0	0	0	0	0	12	12	
		Consignments not classified by commodity	0	0	0	0	0	134	0	14	0	148	
		Fibreboard	0	0	0	0	0	0	0	4	0	4	
		Hay- chaff and fodder - other	0	0	0	0	0	0	0	704	0	704	
		Lead- unwrought (i.e. bullion- ingots- pig lead etc)	0	0	0	0	0	7	0	0	0	7	
		Lubricating oils- greases and preparations	0	0	0	0	0	2	0	0	0	2	
		Meat - fresh- frozen or chilled- n.e.s.	0	0	0	0	0	0	19	0	10	29	
		Oranges	0	0	0	0	0	0	0	0	12	12	
		Salt- common	0	0	0	0	0	20	0	0	0	20	
		Waste and scrap of non-ferrous metals- n.e.s. ***	0	0	0	0	0	1	0	0	0	1	
		Wine and vermouth	0	0	0	0	0	2	0	10	0	12	
		Korea, Republic of	Consignments not classified by commodity	2	0	4	0	6	11	0	6	0	17
			Hay- chaff and fodder - other	0	0	0	0	0	0	0	342	0	342
			Iron and steel waste and scrap	0	0	0	0	0	0	0	4	0	4
			Lead- unwrought (i.e. bullion- ingots- pig lead etc)	0	0	0	0	0	44	0	0	0	44
	Malt		0	0	0	0	0	0	0	60	0	60	
	Meat - fresh- frozen or chilled- n.e.s.		0	0	0	0	0	0	5	0	14	19	
	Waste and scrap of non-ferrous metals- n.e.s. ***		0	0	0	0	0	2	0	0	0	2	
	Zinc- unwrought	0	0	0	0	0	9	0	0	0	9		
	OTHER TRADE REGIONS	Israel	Chemical products n.e.s.	0	0	0	0	0	1	0	0	0	1
Wine and vermouth			0	0	0	0	0	1	0	0	0	1	
Myanmar		Malt	0	0	0	0	0	24	0	0	0	24	
		Wheat	0	0	0	0	0	50	0	0	0	50	
Russian Federation		Hides and skins (except furskins)- n.e.s	0	0	0	0	0	4	0	0	0	4	
		Meat - fresh- frozen or chilled- n.e.s.	0	0	0	0	0	0	1	0	2	3	
Saudi Arabia		Cereal preparations- n.e.s. ***	0	0	0	0	0	5	0	0	0	5	
		Consignments not classified by commodity	0	0	0	0	0	36	0	4	0	40	
	Meat - fresh- frozen or chilled- n.e.s.	0	0	0	0	0	0	0	0	12	12		
PACIFIC OCEAN ISLANDS	French Polyn	Consignments not classified by commodity	0	0	0	0	0	1	0	0	0	1	
	Papua New Guinea	Consignments not classified by commodity	0	0	0	0	0	2	0	0	0	2	
		Meat - fresh- frozen or chilled- n.e.s.	0	0	0	0	0	0	3	0	0	3	

			July 2010									
			Import					Export				
			20ft		40ft		Total	20ft		40ft		Total
			Dry	Reefer	Dry	Reefer		Dry	Reefer	Dry	Reefer	
PERSIAN GULF	Samoa	Consignments not classified by commodity	0	0	0	0	0	1	0	0	0	1
	Bahrain	Consignments not classified by commodity	0	0	0	0	0	0	0	8	0	8
		Hay- chaff and fodder - other	0	0	0	0	0	0	0	12	0	12
		Plastics unspecified	0	0	0	0	0	0	0	2	0	2
		Wine and vermouth	0	0	0	0	0	1	0	0	0	1
	Kuwait	Consignments not classified by commodity	0	0	0	0	0	0	0	2	0	2
		Meat - fresh- frozen or chilled- n.e.s.	0	0	0	0	0	0	1	0	0	1
	Oman	Meat - fresh- frozen or chilled- n.e.s.	0	0	0	0	0	0	0	0	2	2
	Qatar	Meat - fresh- frozen or chilled- n.e.s.	0	0	0	0	0	0	2	0	0	2
		Wine and vermouth	0	0	0	0	0	0	1	0	0	1
	United Arab Emirates	Cereal preparations- n.e.s. ***	0	0	0	0	0	15	0	0	0	15
		Citrus fruit - other	0	0	0	0	0	0	0	0	34	34
		Consignments not classified by commodity	0	0	0	0	0	4	0	40	0	44
		Food preparations- n.e.s. ***	0	0	0	0	0	1	0	0	0	1
		Hay- chaff and fodder - other	0	0	0	0	0	0	0	6	0	6
		Meat - fresh- frozen or chilled- n.e.s.	0	0	0	0	0	0	1	0	6	7
		Onions	0	0	0	0	0	0	0	0	2	2
		Oranges	0	0	0	0	0	0	0	0	2	2
		Plastics unspecified	0	0	0	0	0	1	0	0	0	1
		Potatoes	0	0	0	0	0	0	2	0	2	4
Wine and vermouth		0	0	0	0	0	15	5	2	0	22	
RED SEA	Djibouti	Consignments not classified by commodity	0	0	0	0	0	0	2	0	2	
	Jordan	Meat - fresh- frozen or chilled- n.e.s.	0	0	0	0	0	1	0	16	17	
	Yemen	Beans (eg. Faba and Mung beans)	0	0	0	0	0	1	0	0	0	1
		Cereal preparations- n.e.s. ***	0	0	0	0	0	52	0	0	0	52
SCANDINAVIA	Denmark	Consignments not classified by commodity	0	0	0	0	0	6	0	2	0	8
		Lead- unwrought (i.e. bullion- ingots- pig lead etc)	0	0	0	0	0	3	0	0	0	3
		Vegetables- roots- tubers and legumes- n.e.s ***	0	0	0	0	0	31	0	0	0	31
		Wine and vermouth	0	0	0	0	0	37	0	8	0	45
	Finland	Consignments not classified by commodity	0	0	0	0	0	1	0	2	0	3
		Lead- unwrought (i.e. bullion- ingots- pig lead etc)	0	0	0	0	0	2	0	0	0	2
		Wine and vermouth	0	0	0	0	0	14	0	2	0	16
	Norway	Consignments not classified by commodity	0	0	0	0	0	6	0	0	0	6
		Food preparations- n.e.s. ***	0	0	0	0	0	1	0	2	0	3
		Vegetables- roots- tubers and legumes- n.e.s ***	0	0	0	0	0	6	0	0	0	6
		Wine and vermouth	0	0	0	0	0	7	0	2	0	9
	Sweden	Consignments not classified by commodity	0	0	0	0	0	1	0	2	0	3
		Copper- worked	0	0	0	0	0	2	0	0	0	2
Lead- unwrought (i.e. bullion- ingots- pig lead etc)		0	0	0	0	0	2	0	0	0	2	


			July 2010									
			Import				Export					
			20ft		40ft		Total	20ft		40ft		Total
			Dry	Reefer	Dry	Reefer		Dry	Reefer	Dry	Reefer	
		Vegetables- roots- tubers and legumes- n.e.s ***	0	0	0	0	0	3	0	0	0	3
		Waste and scrap of non-ferrous metals- n.e.s. ***	0	0	0	0	0	1	0	0	0	1
		Wine and vermouth	0	0	0	0	0	32	0	34	0	66
SOUTH AMERICA - EAST COAST	Argentina	Consignments not classified by commodity	0	0	0	0	0	1	0	0	0	1
		Seeds (of a kind used for sowing)	0	0	0	0	0	1	0	0	0	1
	Brazil	Consignments not classified by commodity	0	0	0	0	0	0	0	2	0	2
Copper- worked		0	0	0	0	0	1	0	0	0	1	
Wine and vermouth		0	0	0	0	0	1	0	0	0	1	
SOUTH ASIA	Bangladesh	Cereal preparations- n.e.s. ***	0	0	0	0	0	42	0	0	0	42
		Citrus fruit - other	0	0	0	0	0	0	0	0	2	2
		Consignments not classified by commodity	0	0	0	0	0	3	0	0	0	3
		Wine and vermouth	0	0	0	0	0	1	0	0	0	1
	India	Cereal preparations- n.e.s. ***	0	0	0	0	0	625	0	8	0	633
		Chemical products n.e.s.	0	0	0	0	0	0	0	2	0	2
		Citrus fruit - other	0	0	0	0	0	0	0	0	10	10
		Consignments not classified by commodity	0	0	0	0	0	13	0	40	0	53
		Fibreboard	0	0	0	0	0	0	0	2	0	2
		Food preparations- n.e.s. ***	0	0	0	0	0	4	0	10	0	14
		Iron and steel waste and scrap	0	0	0	0	0	0	0	8	0	8
		Lead- unwrought (i.e. bullion- ingots- pig lead etc)	0	0	0	0	0	8	0	0	0	8
		Machinery- unspecified	0	0	0	0	0	1	0	18	0	19
		Nuts- edible	0	0	0	0	0	0	0	12	0	12
		Oranges	0	0	0	0	0	0	0	0	8	8
		Paper - waste	0	0	0	0	0	0	0	36	0	36
		Waste and scrap of non-ferrous metals- n.e.s. ***	0	0	0	0	0	2	0	2	0	4
		Wheat	0	0	0	0	0	58	0	0	0	58
		Wheaten flour and meal	0	0	0	0	0	4	0	0	0	4
		Wine and vermouth	0	0	0	0	0	3	0	0	0	3
	Wool- greasy	0	0	0	0	0	1	0	0	0	1	
	Maldives	Consignments not classified by commodity	0	0	0	0	0	1	0	2	0	3
		Vegetables- roots- tubers and legumes- n.e.s ***	0	0	0	0	0	0	0	0	2	2
	Pakistan	Cereal preparations- n.e.s. ***	0	0	0	0	0	36	0	0	0	36
		Consignments not classified by commodity	0	0	0	0	0	7	0	2	0	9
		Food preparations- n.e.s. ***	0	0	0	0	0	2	0	0	0	2
		Hay- chaff and fodder - other	0	0	0	0	0	0	0	2	0	2
Lead- unwrought (i.e. bullion- ingots- pig lead etc)		0	0	0	0	0	27	0	0	0	27	
Seeds (of a kind used for sowing)		0	0	0	0	0	1	0	0	0	1	
Wheat		0	0	0	0	0	15	0	0	0	15	
Sri Lanka	Cereal preparations- n.e.s. ***	0	0	0	0	0	10	0	0	0	10	



		July 2010											
		Import					Export						
		20ft		40ft		Total	20ft		40ft		Total		
		Dry	Reefer	Dry	Reefer		Dry	Reefer	Dry	Reefer			
		Citrus fruit - other	0	0	0	0	0	0	0	10	10		
		Consignments not classified by commodity	0	0	0	0	0	4	0	6	10		
		Machinery- unspecified	0	0	0	0	0	1	0	0	1		
		Meat meal and fish meal - other	0	0	0	0	0	5	0	0	5		
		Seeds (of a kind used for sowing)	0	0	0	0	0	5	0	0	5		
SOUTH EAST ASIA	Indonesia	Cereal preparations- n.e.s. ***	0	0	0	0	0	49	0	0	0	49	
		Citrus fruit - other	0	0	0	0	0	0	1	0	24	25	
		Consignments not classified by commodity	0	0	0	0	0	28	0	0	0	28	
		Copper- worked	0	0	0	0	0	23	0	0	0	23	
		Food preparations- n.e.s. ***	0	0	0	0	0	1	0	0	0	1	
		Lead- unwrought (i.e. bullion- ingots- pig lead etc)	0	0	0	0	0	9	0	0	0	9	
		Machinery- unspecified	0	0	0	0	0	0	0	2	0	2	
		Malt	0	0	0	0	0	14	0	0	0	14	
		Meat - fresh- frozen or chilled- n.e.s.	0	0	0	0	0	0	0	0	2	2	
		Oranges	0	0	0	0	0	0	0	0	4	4	
		Paper - waste	0	0	0	0	0	0	0	16	0	16	
		Paper and paperboard - other	0	0	0	0	0	0	0	40	0	40	
		Personal effects (other than motor vehicles)	0	0	0	0	0	1	0	2	0	3	
		Wine and vermouth	0	0	0	0	0	6	0	0	0	6	
	Zinc- unwrought	0	0	0	0	0	40	0	0	0	40		
		Malaysia	Beef (boneless)- fresh/chilled	0	0	0	0	0	0	1	0	0	1
			Butter	0	5	0	0	5	0	0	0	0	0
			Cereal preparations- n.e.s. ***	0	0	0	0	0	5	0	0	0	5
			Chemical products n.e.s.	3	0	2	0	5	0	0	0	0	0
			Citrus fruit - other	0	0	0	0	0	0	1	0	12	13
	Consignments not classified by commodity		313	2	388	6	709	39	0	24	0	63	
	Copper- worked		0	0	0	0	0	135	0	0	0	135	
	Hay- chaff and fodder - other		0	0	0	0	0	0	0	84	0	84	
	Inorganic chemicals- n.e.s. ***		0	0	0	0	0	0	0	2	0	2	
	Lead- unwrought (i.e. bullion- ingots- pig lead etc)		0	0	0	0	0	22	0	0	0	22	
	Machinery- unspecified		1	0	0	0	1	0	0	30	0	30	
	Malt		0	0	0	0	0	31	0	0	0	31	
	Meat - fresh- frozen or chilled- n.e.s.		0	0	0	0	0	0	15	0	16	31	
	Motor vehicles- assembled or unassembled		0	0	0	0	0	1	0	0	0	1	
	Oranges		0	0	0	0	0	0	2	0	12	14	
	Paper - waste		0	0	0	0	0	0	0	8	0	8	
	Paper and paperboard - other	0	0	0	0	0	0	0	44	0	44		
	Personal effects (other than motor vehicles)	0	0	0	0	0	0	0	2	0	2		
	Potatoes	0	0	0	0	0	0	2	0	14	16		



			July 2010										
			Import					Export					
			20ft		40ft		Total	20ft		40ft		Total	
			Dry	Reefer	Dry	Reefer		Dry	Reefer	Dry	Reefer		
		Iron and steel waste and scrap	0	0	0	0	0	2	0	0	0	2	
		Lead- unwrought (i.e. bullion- ingots- pig lead etc)	0	0	0	0	0	66	0	0	0	66	
		Malt	0	0	0	0	0	0	0	44	0	44	
		Motor vehicle parts n.e.s.- and accessories	0	0	0	0	0	3	0	4	0	7	
		Oranges	0	0	0	0	0	0	0	0	2	2	
		Paper - waste	0	0	0	0	0	0	0	12	0	12	
		Personal effects (other than motor vehicles)	0	0	0	0	0	2	0	0	0	2	
		Wine and vermouth	0	0	0	0	0	1	0	0	0	1	
		Viet Nam	Citrus fruit - other	0	0	0	0	0	0	0	0	6	6
		Consignments not classified by commodity	0	0	0	0	0	10	0	42	0	52	
		Copper- worked	0	0	0	0	0	106	0	0	0	106	
		Fruit and vegetable juices	0	0	0	0	0	1	0	0	0	1	
		Hay- chaff and fodder - other	0	0	0	0	0	0	0	4	0	4	
		Lead- unwrought (i.e. bullion- ingots- pig lead etc)	0	0	0	0	0	40	0	0	0	40	
	Malt	0	0	0	0	0	52	0	190	0	242		
	Meat - fresh- frozen or chilled- n.e.s.	0	0	0	0	0	0	1	0	0	1		
	Meat meal and fish meal - other	0	0	0	0	0	5	0	0	0	5		
	Tyres and tubes	0	0	0	0	0	0	0	6	0	6		
	Waste and scrap of non-ferrous metals- n.e.s. ***	0	0	0	0	0	0	0	30	0	30		
	Wine and vermouth	0	0	0	0	0	2	0	0	0	2		
	Zinc- unwrought	0	0	0	0	0	35	0	0	0	35		
	WESTERN EUROPE	Belgium	Cereal preparations- n.e.s. ***	0	0	0	0	0	3	0	0	0	3
			Chemical products n.e.s.	3	0	2	0	5	0	0	0	0	0
			Consignments not classified by commodity	133	0	226	0	359	10	1	14	0	25
			Copper- worked	0	0	0	0	0	1	0	0	0	1
Fabricated building materials- n.e.s. **			0	0	0	0	0	1	0	0	0	1	
Iron or steel basic products- n.e.s. ***			0	0	0	0	0	3	0	0	0	3	
Lead- unwrought (i.e. bullion- ingots- pig lead etc)			0	0	0	0	0	1	0	0	0	1	
Meat - fresh- frozen or chilled- n.e.s.			0	0	0	0	0	0	2	0	0	2	
Personal effects (other than motor vehicles)			0	0	0	0	0	1	0	0	0	1	
Sheep and lambskins - without wool			0	0	0	0	0	1	0	0	0	1	
Vegetables- roots- tubers and legumes- n.e.s ***			0	0	0	0	0	19	0	0	0	19	
Wine and vermouth			0	0	0	0	0	25	0	0	0	25	
France		Chemical products n.e.s.	1	0	0	0	1	0	0	0	0	0	
Consignments not classified by commodity		43	1	52	0	96	4	0	16	0	20		
Food preparations- n.e.s. ***		0	2	0	2	4	1	0	0	0	1		
Hay- chaff and fodder - other		0	0	0	0	0	0	0	2	0	2		
Iron or steel basic products- n.e.s. ***		0	0	0	0	0	19	0	0	0	19		
Personal effects (other than motor vehicles)		0	0	0	0	0	1	0	0	0	1		



		July 2010										
		Import					Export					
		20ft		40ft		Total	20ft		40ft		Total	
		Dry	Reefer	Dry	Reefer		Dry	Reefer	Dry	Reefer		
		Wine and vermouth	0	0	0	0	0	1	0	0	0	1
Germany		Chemical products n.e.s.	3	0	4	0	7	0	0	0	0	0
		Consignments not classified by commodity	42	0	26	0	68	10	0	8	0	18
		Food preparations- n.e.s. ***	0	4	0	2	6	7	1	0	0	8
		Hides and skins (except furskins)- n.e.s	0	0	0	0	0	1	0	0	0	1
		Lead- unwrought (i.e. bullion- ingots- pig lead etc)	0	0	0	0	0	1	0	0	0	1
		Meat - fresh- frozen or chilled- n.e.s.	0	0	0	0	0	0	5	0	2	7
		Vegetables- roots- tubers and legumes- n.e.s ***	0	0	0	0	0	40	0	0	0	40
		Wine and vermouth	0	0	0	0	0	13	0	0	0	13
		Wool- greasy	0	0	0	0	0	6	0	0	0	6
Ireland		Consignments not classified by commodity	0	0	0	0	0	1	0	0	0	1
		Wine and vermouth	0	0	0	0	0	42	0	4	0	46
Netherlands		Chemical products n.e.s.	1	0	4	0	5	0	0	0	0	0
		Consignments not classified by commodity	23	0	62	0	85	4	0	0	0	4
		Copper- worked	0	0	0	0	0	4	0	0	0	4
		Fish - frozen	0	0	0	0	0	0	0	0	2	2
		Food preparations- n.e.s. ***	0	1	0	0	1	5	1	0	0	6
		Iron and steel waste and scrap	0	0	0	0	0	1	0	0	0	1
		Lead- unwrought (i.e. bullion- ingots- pig lead etc)	0	0	0	0	0	6	0	0	0	6
		Machinery- unspecified	0	0	0	0	0	0	0	6	0	6
		Meat - fresh- frozen or chilled- n.e.s.	0	0	0	0	0	0	3	0	2	5
		Meat meal and fish meal - other	0	0	0	0	0	6	0	0	0	6
		Oranges	0	0	0	0	0	0	0	0	2	2
		Personal effects (other than motor vehicles)	0	0	0	0	0	2	0	0	0	2
		Vegetables- roots- tubers and legumes- n.e.s ***	0	0	0	0	0	36	0	0	0	36
		Waste and scrap of non-ferrous metals- n.e.s. ***	0	0	0	0	0	4	0	2	0	6
		Wine and vermouth	0	0	0	0	0	36	0	34	0	70
	Portugal		Consignments not classified by commodity	0	0	0	0	0	1	0	10	0
		Machinery- unspecified	0	0	0	0	0	0	0	28	0	28
United Kingdom		Ale- beer- stout and alcoholic cider	0	0	0	0	0	2	0	0	0	2
		Cereal preparations- n.e.s. ***	0	0	0	0	0	1	0	0	0	1
		Consignments not classified by commodity	7	0	10	0	17	36	0	28	0	64
		Copper- worked	0	0	0	0	0	3	0	0	0	3
		Food preparations- n.e.s. ***	0	0	0	0	0	1	0	0	0	1
		Iron or steel basic products- n.e.s. ***	0	0	0	0	0	52	0	0	0	52
		Lead- unwrought (i.e. bullion- ingots- pig lead etc)	0	0	0	0	0	38	0	0	0	38
		Meat - fresh- frozen or chilled- n.e.s.	0	0	0	0	0	0	21	0	36	57
		Nuts- edible	0	0	0	0	0	1	0	0	0	1
		Oranges	0	0	0	0	0	0	0	0	12	12

Flinders Ports gives no guarantee regarding this information and accepts no liability for any inconvenience, or any direct or consequential loss, arising from reliance upon this information.

COMMERCIAL Import/Export EMPTY CONTAINERS excl. OVERSTOWS in TEUs

		July 2010		Total
		Import	Export	
Port Adelaide	EAST ASIA	0	8	8
	MEDITERRANEAN	1	0	1
	NEW ZEALAND	301	216	517
	NORTH AMERICA - WEST COAST	20	26	46
	SOUTH EAST ASIA	352	976	1328
	WESTERN EUROPE	0	79	79
Total		674	1305	1979

Flinders Ports gives no guarantee regarding this information and accepts no liability for any inconvenience, or any direct or consequential loss, arising from reliance upon this information.

COMMERCIAL Import/Export in Tonnes & Units

			July 2010			
			Import		Export	
			Tonnes	Units	Tonnes	Units
Klein Point	BULK	Limestone	0	0	158881	0
Port Adelaide	BREAK BULK	Cars	5633	3665	889	516
		General Cargo	750	83	37	2
		Iron and Steel	8076	2130	0	0
		Livestock	0	0	1266	25310
	BULK	Cement/Clinker	0	0	64637	0
		Chemicals/Acids	1496	0	0	0
		Concentrates	0	0	5337	0
		Grain	0	0	162696	0
		Limestone	160685	0	0	0
		Petroleum and Gas	207921	0	0	0
		Stock Feed	0	0	2403	0
Port Giles	BULK	Grain	0	0	38500	0
Port Lincoln	BULK	Fertilisers	2517	0	0	0
		Grain	0	0	203275	0
		Petroleum and Gas	17284	0	0	0
Port Pirie	BREAK BULK	General Cargo	476	18	0	0
	BULK	Concentrates	17603	0	16802	0
		Paragoethite	13623	0	0	0
Thevenard	BULK	General Cargo	0	0	42939	0
		Grain	0	0	16019	0
		Gypsum	0	0	161859	0
Wallaroo	BULK	Grain	0	0	86184	0
Total			436063	5896	961723	25828

Klein Point figures comprise a Coastal Dry Bulk vessel service to Adelaide. Figures included in both ports.

COMMERCIAL ALL VESSELS excl. NAVY

		July 2010
Klein Point	DRY BULK	23
	Total	23
Port Adelaide	CONTAINER (CELLULAR)	18
	CRUDE OIL & PETROLEUM PRODUCTS	6
	DRY BULK	31
	GENERAL CARGO, n.e.s	11
	LIVESTOCK CARRIER	1
	OTHER TRADING, n.e.s	2
	ROLL ON-ROLL OFF	3
	TANKERS, n.e.s	7
	VEHICLE CARRIER	8
Total	87	
Port Giles	DRY BULK	1
	GENERAL CARGO, n.e.s	1
	Total	2
Port Lincoln	DRY BULK	4
	GENERAL CARGO, n.e.s	4
	REFRIGERATED CARGO	2
	TANKERS, n.e.s	1
Total	11	
Port Pirie	DRY BULK	3
	GENERAL CARGO, n.e.s	3
	Total	6
Thevenard	DRY BULK	7
	GENERAL CARGO, n.e.s	3
	Total	10
Wallaroo	DRY BULK	1
	GENERAL CARGO, n.e.s	4
	Total	5
Grand Total		144